日本語の取扱説明書は裏面をご覧ください。

TOA

INSTRUCTION MANUAL

PAGING MICROPHONES

PM-660
PM-660D
PM-660U

Thank you for purchasing TOA's Paging Microphone.
Please carefully follow the instructions in this manual to ensure long, trouble-free use of your equipment.

1. GENERAL DESCRIPTION

TOA's PM-660 Series Desk-top Paging Microphones are designed for general announcements and paging calls. They have a large, easy-to-operate talk switch with a convenient lock lever. The PM-660D and PM-660U feature remote control function interlocked with the talk switch to activate power amplifier's power or chime unit. For the remote control function and connections to the power amplifier, refer to the instruction manual enclosed with the amplifier.

2. NOMENCLATURE

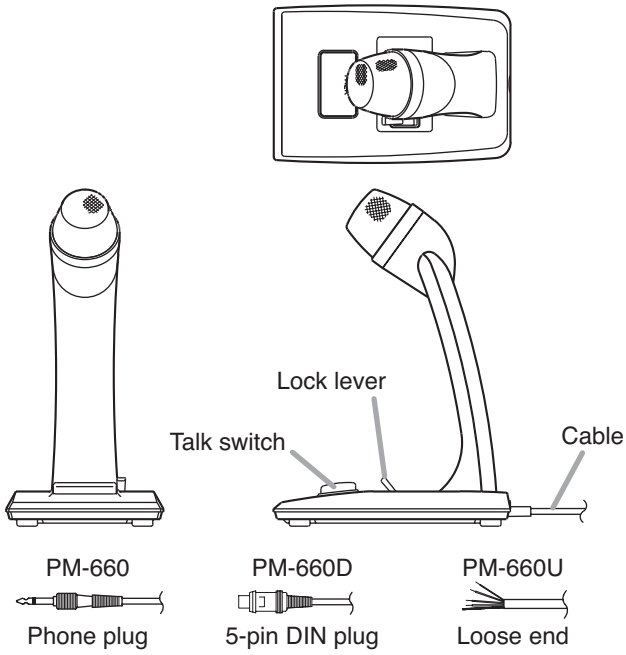

3. CIRCUIT DIAGRAMS

[PM-660]

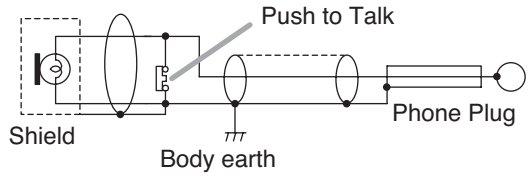

[PM-660D/660U]

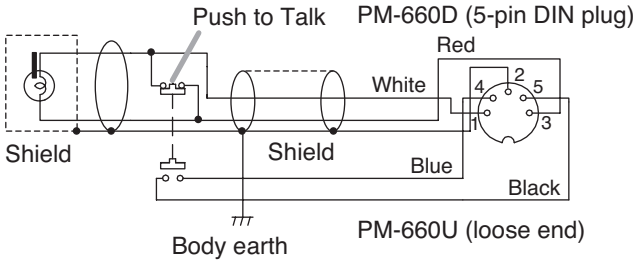

4. SPECIFICATIONS

Model	PM-660	PM-660D	PM-660U
Type	Moving coil microphone		
Directivity	Unidirectional		
Rated Impedance	600 Ω, unbalanced	600 Ω, balanced	
Rated Sensitivity	–58 dB (1 kHz, 0 dB = 1 V/Pa)		
Frequency Response	100 Hz to 10 kHz		
Connection Cable	1-core shielded cable	2-core shielded plus 2-core cable	
Cable length	2.5 m (8.2 ft)		
Terminal of Cable	Phone plug	5-pin DIN plug	None
Talk Switch	Push-to-talk type (short-off circuit, with lock lever)		
Remote Switch	None	Leaf spring contact (interlocked with talk switch), 30 V DC, under 500 mA	
Finish	Head: Zinc plated steel wire, gray, paint Body: ABS resin, gray		
Dimensions	100 (w) x 215 (h) x 150 (d) mm (3.94" x 8.46" x 5.91")		
Weight	440 g (0.97 lb) (cable excluded)		

Note: The design and specifications are subject to change without notice for improvement.

URL: http://www.toa.jp/

TOA Corporation

533-05-018-90